



Lohmann & Rauscher

Suprasorb® Liquacel Ag **NEW**

Antimicrobial hydroactive fibre dressing
with sustained silver release¹

A 3D digital illustration showing a cross-section of a white, porous fibre dressing. The dressing is surrounded by a teal environment filled with various colorful, spiky and spherical microorganisms representing bacteria. The text 'SILVER NANOTECHNOLOGY' is overlaid in large, white, 3D block letters across the dressing.


SILVER NANOTECHNOLOGY

EFFECTIVE
AGAINST
BIOFILM

Suprasorb® Liquacel Ag NEW

Silver nanotechnology makes the difference

Reinforcing cellulose fibres stabilise the structure



Gelling cellulose fibres conform to any wound bed

Our silver nanotechnology:

- + Suprasorb Liquacel Ag's cellulose fibres contain surface and internal nanosilver particles.
- + Its antimicrobial effect is long-lasting and consistent over time.¹
- + Benefits from continuous release of nanosilver particles.¹




Exudation level:



Moderate to heavily exuding wounds

Wound depth:



Superficial wounds



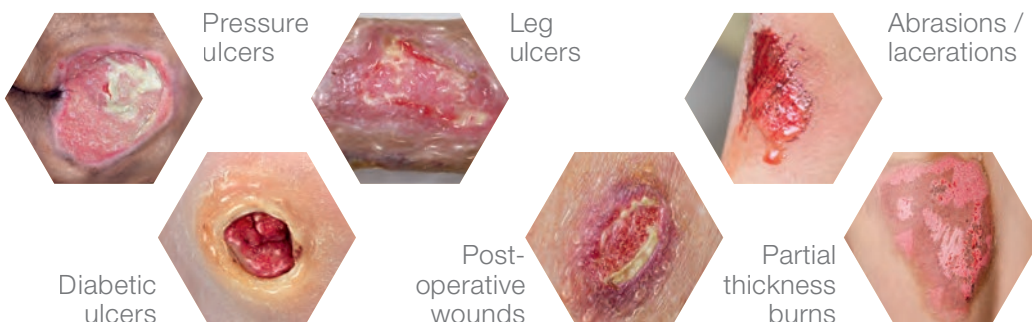
Deep wounds

Suprasorb® Liquacel Ag:

- Available as a dressing and a rope
- Depending on the level of exudate, can be retained with a suitable **secondary dressing**, e.g. Suprasorb P sensitive
- Can also be used under **compression**
- Can be cut to fit **all wound shapes and sizes**



Indications:



Chronic wounds

Acute wounds

Suprasorb® Liquacel Ag **NEW**


Hydroactive fibre dressing

Our product features:



Silver nanotechnology

- Destroys biofilm¹
- Continuous release of nanosilver particles
- Effective against a broad spectrum of pathogens, e.g. **MRSA**¹



Stable structure

- Promotes removal in one piece¹
- No shrinkage after gel formation¹
- High conformability to the wound bed



High vertical absorption

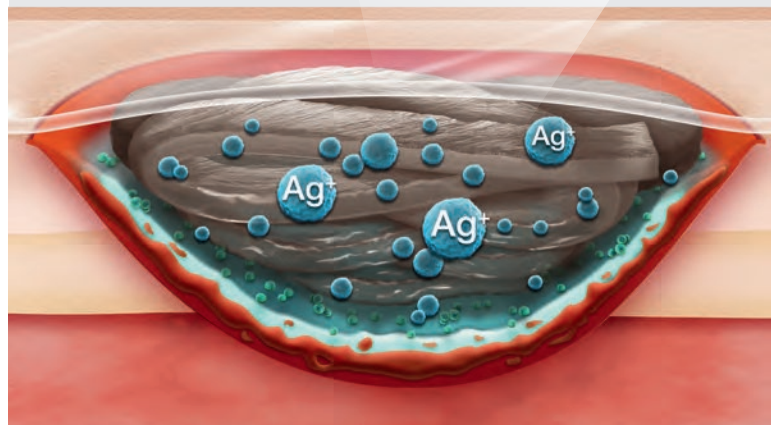

- Protects the wound edge¹
- Promotes effective exudate management¹
- Traps the bacteria, debris and exudate in the dressing

Suprasorb® Liquacel Ag **NEW**

with 1.1 % silver nanoparticles

Mode of action:

- When it comes into contact with wound exudate a gel is formed, which maintains a moist wound environment and supports autolytic debridement
- The silver nanoparticles release silver ions into the dressing, activating their antimicrobial action, effective against biofilm¹ and MRSA^{1,1}
- Bacteria, exudate and cell debris are trapped in the dressing and removed during dressing changes



* Based on in vitro data

Suprasorb® Liquacel Ag **NEW**

Antimicrobial hydroactive fibre dressing with sustained silver release¹



Silver nanotechnology



Stable structure



High vertical absorption

Suprasorb® Liquacel Ag **NEW**

Size (cm)	REF	Boxes / Cartons
5 x 5	142 503	10 / 200
10 x 10	142 504	10 / 100
15 x 15	142 505	5 / 50
2 x 45	142 506	5 / 100

Sources:

1) Data on file * Based on in vitro data

For any queries please contact your local Lohmann & Rauscher (L&R) Sales Representative or L&R Customer Service on:

Australia: 1300 572 869 New Zealand: 0800 572 869 Email: info@au.LRmed.com

Suprasorb® is a registered trademark of Lohmann & Rauscher GmbH & Co KG. © 2022.

Lohmann & Rauscher Pty Ltd · 321 Ferntree Gully Road · Mount Waverley, Victoria 3149, Australia · **Customer Service:** 1300 572 869
 Lohmann & Rauscher Limited · 21 Queen Street · Auckland 1010 · New Zealand · **Customer Service:** 0800 572 869

www.Lohmann-Rauscher.com.au